

## An Analysis of the 2009-2010 Election

Written by Administrator

Tuesday, 21 December 2010 09:59 - Last Updated Tuesday, 21 December 2010 10:18

---

[Click HERE for a Powerpoint Presentation.](#) \_ \_

## An Analysis of the 2009-2010 Election Growth History of the Republican Party

	Year	U.S.
--	------	------



1974	1	0	2	3	16	53			75+
1976	1	0	2	3	19	67			92+
1978	1	1	4	4	22	87			119+
1980	1	1	5	7	35	166			215+
1982	1	0	5	5	36	191	79		317
1984	1	0	10	6	52	287	90		446
1986	1	1	10	6	56	410	94		578
1988	1	5	8	8	57	485	123	5	692
1990	1	6	8	8	57	547	170	5	802
1992	1	8	9	13	58	634	183	5	911
1994	2	13	11	14	61	734	216	8	1,059
1996	2	18	13	17	68	938	278	9	1,343
1998	2	27	13	16	72	1,108	280	9	1,527
2000	2	27	13	16	72	1,233	336	10	1,709
2002	2	27	15	19	88	1,443	362	10	1,966
2004	2	27	21	19	87	1,608	392	10	2,166
2006	2	27	19	20	82	1,814	379	10	2,353
2008	2	27	20	19	76	1,862	379	10	2,395
2010	2	27	23	19	101	2,132	404	11	2,719

**County Offices Include: County Judge, Commissioners, Constables,**

**County Attorneys, County Clerks, District Clerks, County Judicial Positions,**

**Treasurer, Surveyor, Justices of the Peace, Sheriffs, Tax**

**Assessor/Collectors,**

**and any other local offices.**

**District Offices Include: Court of Appeals, District Judges, and District Attorneys.**

**All Candidates Running in a Statewide Primary**

<u>YEAR</u>	<u>REP</u>	<u>DEM</u>
1992	12	11
1994	31	32
1996	25	15
1998	35	17
2000	23	7
2002	33	27
2004	15	13
2006	25	7
2008	21	19
2010	22	20
TOTAL	242	168

**Republican Held Offices – As of January 2011**

U.S. Senate	2
U.S. Congress	23
Statewide Officeholders	27
State Senate	19

State House	99
-------------	----

State Board of Education	11
--------------------------	----

Court of Appeals	68
------------------	----

District Judges	253
-----------------	-----

District Attorneys	8
--------------------	---

County Judges	158
---------------	-----

County Commissioners	472
----------------------	-----

Constables	288
------------	-----

County Attorney	99
-----------------	----

County Clerk	284
--------------	-----

County Court	19
--------------	----

County Treas	26
--------------	----

Justices	38
----------	----

Sheriffs	11
----------	----

Tax Assess	
------------	--


Misc. Office		
--------------	--	--

# 2010 Republican Gains

**□ Ø Repu  
blicans  
have  
swept all  
statewide**

**offices  
on the  
ballot for  
eight  
consecut**

# ive elections (1996 – 2010).



**Ø Texas  
has  
voted for  
a  
Republic**

# **an Governor for five straight elections**

**(1994 to  
2010).**

**□ Ø Repu  
blicans  
gained  
three  
Congress**


**ional  
seats and  
now have  
a 23-9  
edge in**

# the Texas delegation n.

**□ Ø Repu  
blicans  
now have  
controllin  
g**

**majorities  
in 136  
county  
courthouses (a**



**gain of  
29  
courts).**



**In 53 of**

**those  
counties,  
Republican  
ans hold  
all five of**

# the seats on the court.



# Total Republican an 2010 gains (county

**offices**

**only):**

**270**

**Total**

**county**

**level  
offices  
held by  
GOP:  
2,132**

**□ Total  
Republican  
in 2010  
gains (all  
offices):**

# 324

□ Total  
offices  
held by  
GOP

# statewide:

# 2,719

